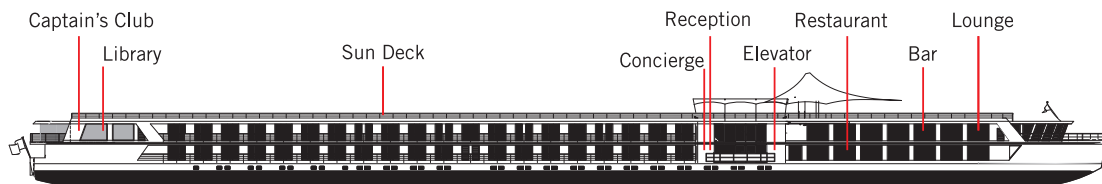


Introducing the River Beatrice

Inaugurated: 2007 **Length:** 410 ft (125 m) **Width:** 37.5 ft (11.40 m) **Voltage:** 110/220 volts


Guests: 160 **Owner's Suite:** 1 (300 sq ft) **Suites:** 14 (225 sq ft)

Category 1 Staterooms: 17 (150 sq ft) **Categories 2 – 5 Staterooms:** 48 (150 sq ft)



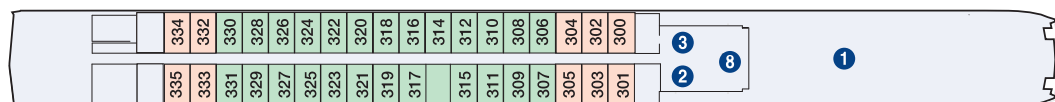
RHINE DECK

Cabins on this deck feature French balconies



DANUBE DECK

Cabins on this deck feature French balconies



MOSELLE DECK

Cabins on this deck feature two standard size windows



Owner's Suite
 Suites
 Cat 1
 Cat 2
 Cat 3
 Cat 4
 Cat 5

1 Restaurant
 3 Reception
 5 Bar
 7 Lounge
 9 Fitness Center
2 Concierge
 4 Captain's Club
 6 Library
 8 Elevator

Facilities onboard the majestic NEW River Beatrice

- All lavishly-appointed staterooms with riverviews, and most with French balconies. Hotel-style beds, a vanity and make-up mirror, generous built-in closets, hair dryer, safe, individual air conditioning, direct-dial telephone, flat-screen TV with a selection of viewing choices and private bathroom
- Beautiful panoramic lounge, full-service bar, cozy library, and elegant restaurant
- Sun deck, fitness center, sauna, beauty salon, Jacuzzi, boutique with gifts and sundries, and Wireless Internet access
- Complimentary use of bicycles
- 24-hour specialty coffee & tea bar, and front desk attendant
- Elevator

Stateroom Design Concept

